


SEPTEMBER 2013

COLLEGE SAVINGS PLANS NETWORK
529 REPORT

**AN EXCLUSIVE MID-YEAR
REVIEW OF 529 PLAN
ACTIVITY**



September 2013


The **College Savings Plans Network** (CSPN), a leading objective and non-profit voice for Section 529 College Savings Plans, is pleased to present its 2013 mid-year **529 Report** which is designed to provide the latest information about 529 plans to parents, financial advisors and other key stakeholders who need to make informed decisions on how best to save for college.

In this report, you'll find aggregated data of 529 plans collected from 105 savings and prepaid tuition plans. 529 college savings plans are currently offered by 49 states and the District of Columbia.

529 plans were designed as a way to encourage people to save for college for their children or grandchildren (or any other beneficiary), and statistics show that students with any amount saved for higher education are six to seven times more likely to attend a four-year institution than those without any savings.

Findings from the 2013 mid-year **529 Report** demonstrate that total assets and total number of open accounts have reached new record levels of more than \$205 billion and 11.43 million, respectively. We believe this is convincing evidence that 529 plans continue to be one of the most compelling ways for families of all income levels to plan ahead, save for college, and reduce their reliance on student loans. CSPN is committed to helping families make that start by offering convenient tools and valuable information that can assist them in making wise decisions about saving for college.

I encourage you to visit www.CollegeSavings.org to learn how 529 plans are helping millions of American families make higher education dreams a reality for their children and grandchildren.



Hon. Michael L. Fitzgerald
Chair, College Savings Plans Network &
State Treasurer of Iowa



Executive Summary

The College Savings Plans Network's **529 Report** is an objective source for complete and up-to-date information on Section 529 College Savings Plans. The mid-year 2013 **529 Report** includes data from 105 savings and prepaid tuition plans. 529 college savings plans are offered by 49 states and the District of Columbia.

CSPN, which is affiliated with the National Association of State Treasurers, aggregated data from every 529 plan in the nation. This data includes assets held in 529 accounts, the number of accounts open nationwide, the average size of 529 accounts, and the percent of contributions and distributions in 529 accounts for the period ending June 30, 2013. The following are the major findings from this mid-year 2013 data collection effort.

- Total investment by American families in 529 plans has reached a record level of \$205.94 billion. In the first six months of 2013, total assets in 529 plans grew by \$15.22 billion dollars.
- The total number of 529 accounts continued to increase substantially over the past 18 months, going from 10.74 million in December 2011 to 11.43 million as of June 30, 2013.
- The average 529 account size continues to grow, reaching an all-time high of \$18,013 as of June 30, 2013, a 10.5% increase over the past twelve months. This indicates a continued commitment by American families to save for the cost of a college education.
- Including growth from contributions and investment returns, total assets in 529 plans grew by 7.98% since December 31, 2012.
- The report also demonstrates that saving for a college education continues to be a priority for parents and grandparents as 44% of all 529 accounts received contributions in the first half of 2013.

529 Plans

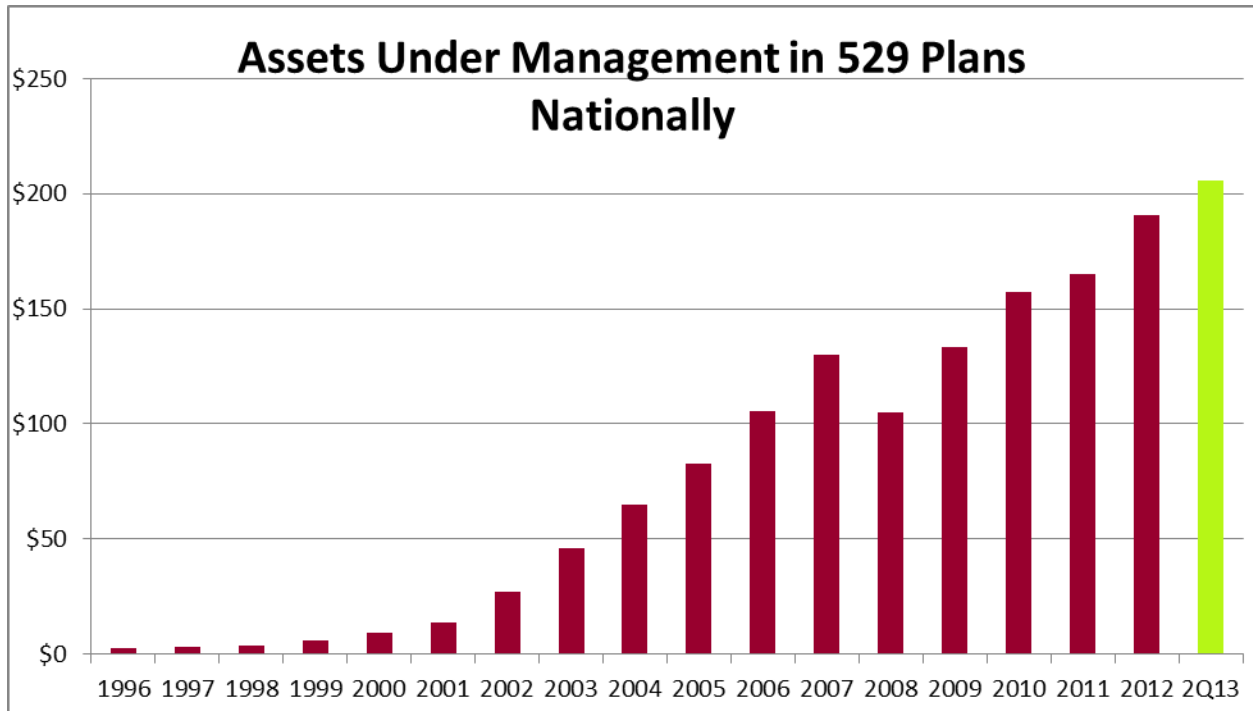
A 529 Plan is a tax-advantaged investment plan designed to encourage saving for the future higher education expenses of a beneficiary, which could be a child or grandchild, but could also be any other individual (including oneself for adults investing for their own higher education). The plans are named after Section 529 of the Internal Revenue Code and are established and maintained by state agencies, and in many cases, administered by the states with private sector partners.

American Families Are Increasing Savings for Higher Education

Assets

The plan-level data collected shows that 529 plan assets reached record amounts as of June 30, 2013 with \$205.94 billion invested nationally. This is a 7.98% increase during the first half of 2013.

The chart below shows annual 529 plan assets based upon data collected from 1996 through June 30, 2013.



	1996	1997	1998	1999	2000	2001	2002	2003	2004	2005	2006	2007	2008	2009	2010	2011	2012	2Q13
Assets	2.43	3.29	3.9	5.75	9.29	13.58	26.85	45.77	64.69	82.49	105.69	129.94	104.94	133.41	157.43	164.86	190.72	205.94

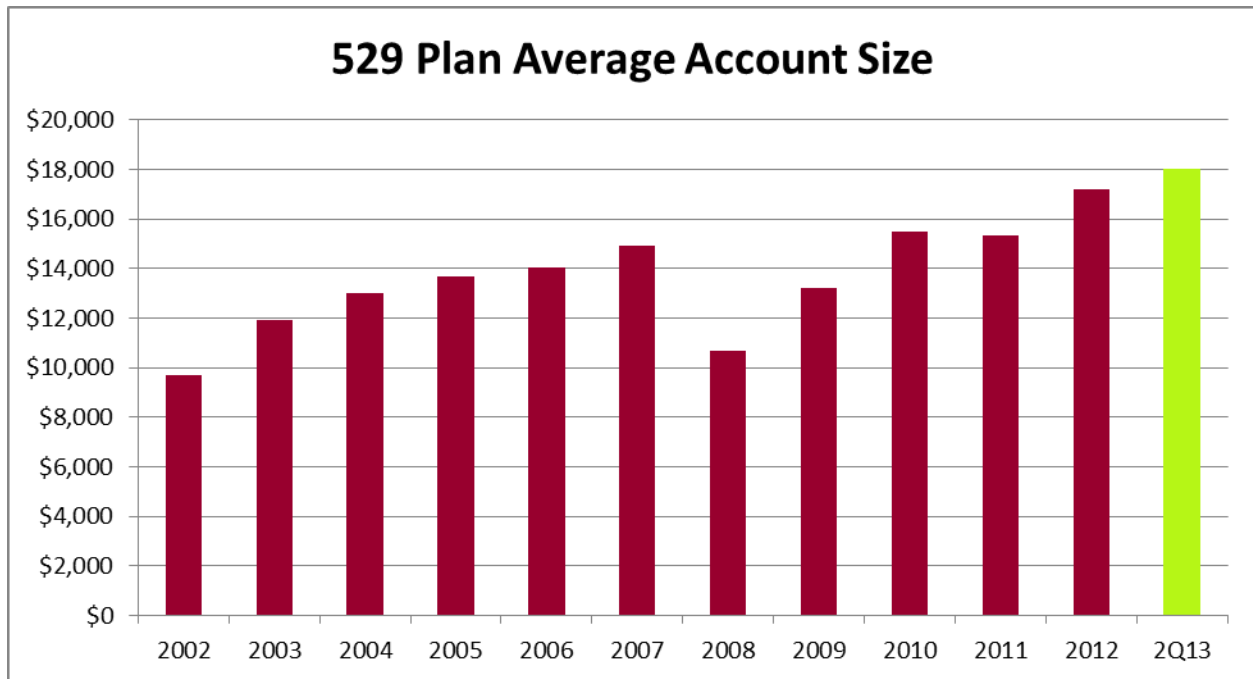
While total assets increased by 7.98%, assets in the plans increased 4.60% net of contributions and distributions to the plans for the six month period ending June 30, 2013. For comparative purposes, the S&P500 realized a 13.82% increase, and the Barclays Capital Aggregate Bond Index decreased 2.45% during the same period. The returns of individual investment options in 529 plans vary due to the account holder’s ability to invest in a variety of investment strategies including fixed income, equities, guaranteed return, or a blend of these strategies. Many individual options offered positive returns during the period.

Assets in 529 plan accounts are steadily increasing, but so is the cost of higher education. According to the U.S. Department of Education’s National Center for Education Statistics, annual prices for undergraduate tuition (including room and board) rose 46% at public institutions and 18% at private institutions between 2000-2001 and 2010-2011.

Average Account Size

As of June 30, 2013, 529 plan accounts reached an average account balance of \$18,013, compared to \$16,298 as of June 30, 2012, and representing a one-year increase of 10.5%. This is a positive sign for those who agree that saving for college is a long-term investment and the U.S. can be more prosperous when our children have more education.

The chart below shows the difference in average 529 plan account size from 2002-June 30, 2013.



	2002	2003	2004	2005	2006	2007	2008	2009	2010	2011	2012	2Q13
Assets	\$9,688	\$11,929	\$13,022	\$13,689	\$14,026	\$14,932	\$10,690	\$13,188	\$15,492	\$15,349	\$17,174	\$18,013

According to the College Board’s *Annual Survey of Colleges*, published in-state tuition and fees (including room and board) at public four-year institutions averaged \$17,860 in 2012-13; meaning the average investor in a 529 plan has saved enough for one year of education at a public college or university. Although this is only a quarter (or less) of the cost of public higher education, it’s important to remember that any money saved for college, is money that a family will not have to take out as loans and repay with interest.

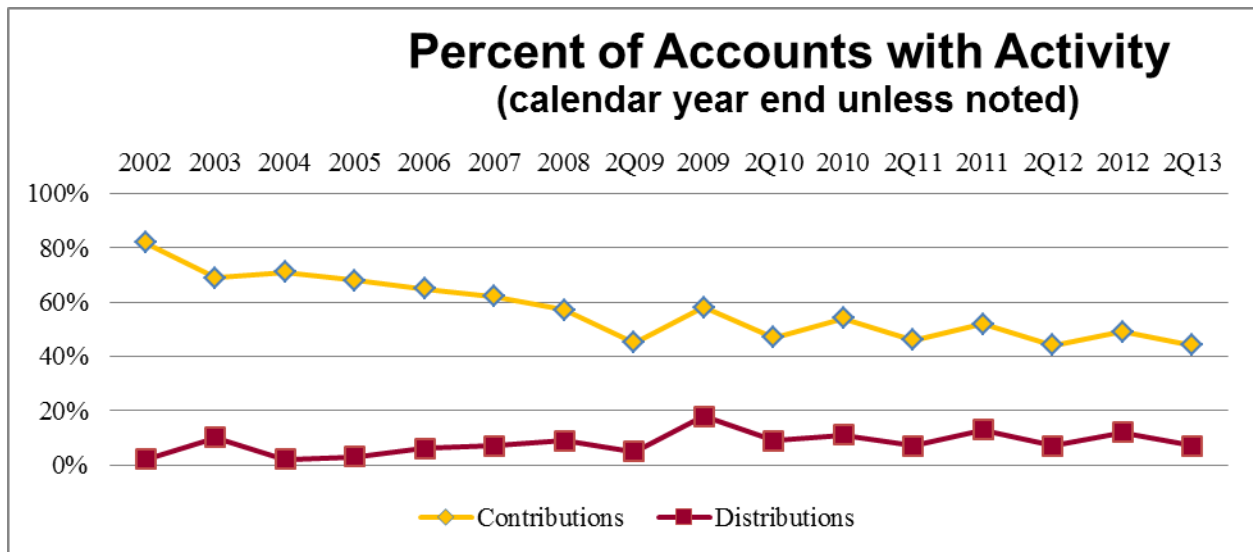
Even though student loans are typically offered at relatively low interest rates, paying even a small amount of interest can add up significantly over time. Any savings that a student can use to pay for college is helpful because it can reduce the individual’s reliance on debt.

Account Activity

Contributions to new and existing 529 accounts nationwide exceeded \$11 billion and nearly half (44%) of all 529 accounts received contributions in the first half of 2013. While this percentage is down in comparison to year-end 2012, it is in line with mid-year data from 2012 (44%), and expected to increase by year-end due to various tax incentives offered by states that usually require contributions to be made by the end of a calendar year.

529 account activity demonstrates the potential and need for further growth in 529 accounts. As of June 30, 2013, approximately 7% or 810,000 529 accounts took a distribution.

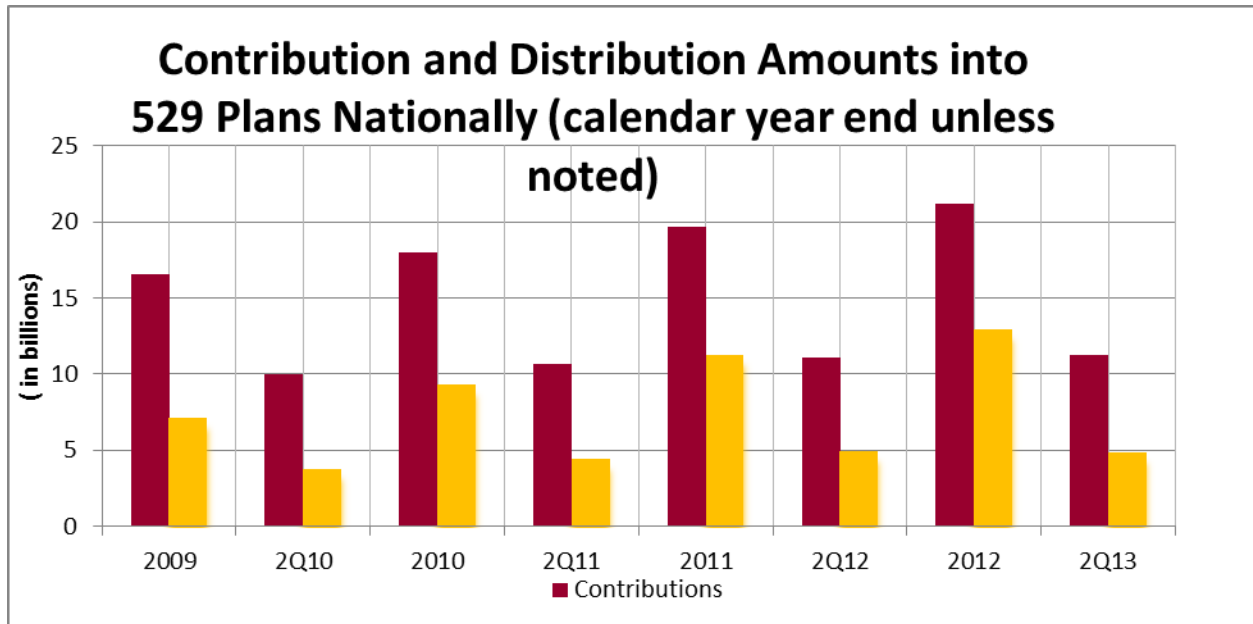
The chart below shows the percent of 529 accounts with activity for 2002-June 30, 2013.



% of accounts with	2002	2003	2004	2005	2006	2007	2008	2Q09	2Q10	2Q11	2Q12	2Q13
Contributions	82%	69%	71%	68%	65%	62%	57%	45%	47%	46%	44%	44%
Distributions	2%	10%	2%	3%	6%	7%	9%	5%	9%	7%	7%	7%

Account Activity continued

Total contributions and distributions into 529 plans continue to increase as shown below.



	2009	2Q10	2010	2Q11	2011	2Q12	2012	2Q13
Contributions	16.54	10.03	18.04	10.69	19.71	11.07	21.22	11.3
Distributions	7.1	3.8	9.3	4.4	11.29	4.95	12.94	4.86

Conclusion

The need for higher education has never been more important. As of 2007, 59% of America’s jobs required at least some college education, according to the Georgetown University’s Center on Education & the Workforce. By 2018, it is anticipated that more than 63% of American jobs will require some higher education. Additionally, the Center reports that by 2018, the postsecondary education system will have produced 3 million fewer college graduates than demanded by the labor market

Unemployment is also another critical issue. The Bureau of Labor Statistics reports a 7.6% unemployment rate in the United States as of June 30, 2013, however, that number is significantly lower (3.9%) for those with a bachelor’s degree or higher. Higher education is clearly important to not only the future of our children, but our economy as well.

The 2013 mid-year *529 Report* findings indicate that millions of American families continue to invest in higher education for their children, and see 529 plans as a good choice for their investment. With more than 11.4 million 529 plan accounts open nationally, we are seeing greater numbers of families using 529 plans to save for higher education, but we clearly have a long way to go. Our mission remains one of helping all American families who have college dreams for their children or grandchildren to save in advance for future college expenses so that they can minimize or eliminate their reliance on future student loan debt.

529 Q&A

What is a 529 Plan?

A 529 plan is a tax-advantaged investment plan designed to encourage saving for the future higher education expenses of a beneficiary. The beneficiary of a 529 account could be a child or grandchild, but could also be any other individual (including oneself for adults investing for their own higher education). The plans are named after Section 529 of the Internal Revenue Code and are established and maintained by state agencies and, in many cases, administered by the states with private sector partners.

What are the options for 529 Plans?

There are two types of 529 plans - savings and prepaid tuition plans. Savings plans (which are the most common) allow account holders to invest as little as \$15 to \$25 per month to build funds that can be used for any qualified higher education expenses, which can include tuition, required fees, certain room and board, books, and even some supplies at eligible institutions. Participants can select from a variety of investment options, which include varying levels of risk. Prepaid tuition plans typically provide for the pre-purchase of tuition based in part on today's prices and then "pay out" at the future tuition cost when the beneficiary is in college. In most cases, the sponsoring state bears at least some level of risk that the plan will pay promised future tuition.

Where can 529 Plan funds be used?

Funds invested in 529 savings and/or prepaid tuition plans can typically be used at any college, in-state or out-of-state, as well as trade or technical schools that are accredited and are eligible to accept federal financial aid.

Who offers 529 Plans?

Currently 48 states and the District of Columbia offer 529 plans. While most prepaid tuition plans have state residency requirements, saving plans are typically open to residents of any state.

How are 529 Plans opened?

529 plans can be opened directly by investors in "direct-sold" college savings plans. They can also be opened through a broker or financial advisor in "advisor-sold" college savings plans. "Direct-sold" plans are typically offered directly to the public by the 529 plan. "Advisor-sold" plans typically include on-going payments, commissions, or "loads" to compensate financial advisors for services provided to their clients.

What investment options do 529 Plans offer?

Just as no two families are alike, the funds that students need for college vary based on a number of factors, including the type of higher education desired, the time a family has to save for college, the number of children in the family, available resources, support available from extended family members such as grandparents, and other factors. As a result, 529 plans offer a wide range of options for investors of nearly every risk tolerance. These options often include age-based investments, where the mix of investments becomes increasingly liquid as your beneficiary gets closer to college.

Can I afford a 529 Plan?

For the majority of American families, the answer is “Yes.” Consider the facts:

- **Low Minimum Contributions** – Most 529 plans have minimum contributions as low as \$15 or \$25 to open an account. In comparison, most traditional mutual fund products require a minimum initial investment of at least \$1,000 followed by subsequent minimum investments of \$1,000 or more.
- **Matching Grants** – Thirteen states currently offer matching grants or scholarship programs, typically matching up to \$500 of contributions for qualifying families.
- **Direct-Sold** – Forty-nine states offer a direct-sold plan which allows residents to participate in a low cost plan that offers professionally managed investments without sales loads or commissions.
- **Low Fees** – Fees for 529 plans compare very favorably with 401(k) retirement plans.

How secure is a 529 Plan?

529 plans are generally administered by state treasurers, state officials and public sector governing boards. This provides a level of oversight not typically found in other private-sector investments.

Thirteen prepaid tuition plans (sometimes called guaranteed savings plans) are currently offered by 12 states and one not-for-profit agency. These plans allow for the pre-purchase of tuition based in part on today's prices and then benefits are paid out at the future cost when the beneficiary is in college. As tuition increases from year-to-year, so does the benefit you receive from your prepaid tuition plan. Prepaid tuition plans are an attractive option for those who don't want to directly bear the risks of investment markets and desire a certain level of security, although they are typically designed to cover tuition and mandatory fees and not other college expenses (such as room and board). Some prepaid tuition plans are also backed by state legislation or even the full faith and credit of their state.

Most savings plans offer investment options that provide families with a guaranteed rate of return or guarantee of principal, along with various other investment options. Also, according to AKF Consulting, nineteen states currently offer FDIC or NCUA-insured investment options for those families who choose to minimize investment risk.

Where can I find more information?

Several resources provide comprehensive information on 529 Plans:

- College Savings Plans Network (CSPN) – www.CollegeSavings.org
- National Association of State Treasurers – www.NAST.org
- U.S. Department of Education – www.ED.gov
- Internal Revenue Service – www.irs.gov (Search for Publication 970 – Tax Benefits for Education)
- U.S. Securities and Exchange Commission – www.sec.gov (Search for “An Introduction to 529 Plans”)
- Municipal Securities Rulemaking Board – www.msrb.org

About College Savings Plans Network (CSPN)

The College Savings Plans Network (CSPN) is a national non-profit association and the leading objective source of information about Section 529 College Savings Plans and Prepaid Tuition Plans—popular, convenient and tax-advantaged ways to save for college. An affiliate of the National Association of State Treasurers (NAST), CSPN brings together administrators of 529 savings and prepaid plans from across the country, as well as their private sector partners, to offer convenient tools and objective, unbiased information to help families make informed decisions about saving for college. For more information, visit the CSPN website at CollegeSavings.org; and follow CSPN on [Twitter](https://twitter.com/CSPN) and [Facebook](https://www.facebook.com/CSPN).

The College Savings Plans Network is governed by an Executive Board of state Treasurers and state Program Directors. The 2013 Executive Board is:

Officers

Hon. Michael L. Fitzgerald, Chair
Iowa State Treasurer

Betty Lochner, Vice Chair
Director, Washington Guaranteed Education Tuition

Mary Morris, Treasurer
Chief Executive Officer, Virginia529 College Savings Plan

Joan Marshall, Past Chair
Executive Director, College Savings Plans of Maryland

Board Members

Hon. Young Boozer
Alabama State Treasurer

Kathleen McGrath
Director, PA 529 College Savings Program

Jeff Cohan, Chair, CSPN Corporate Affiliate Committee
AVP – Hartford Mutual Funds

Paul Paeglis
Executive Director, Ohio Tuition Trust Authority

James DiUlio
Director, Wisconsin 529 College Savings Program

Hon. Rich Sattgast
South Dakota State Treasurer

Hon. Ron Estes
Kansas State Treasurer

Lynne Ward
Executive Director, Utah Educational Savings Plan

Hon. Lynn Fitch
Mississippi State Treasurer